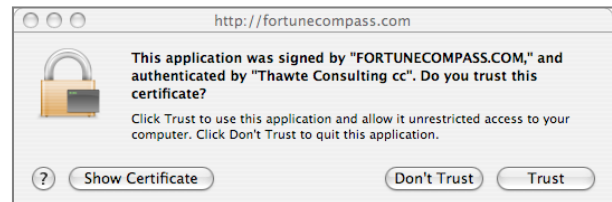


Software Updating for Macintosh OS X Users

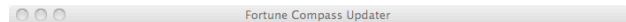
- Browse to www.fortunecompass.com/updates. You will have to log in using your Fortune Compass account, then click on the “Launch” button at the bottom of the page. (Note: if nothing happens within about 30 seconds you may have disabled ‘open safe files after downloading’ in your Safari preferences. In this case go to your downloads folder and double-click on the downloaded file “*updater.jnlp*” start the update process.)

(Note: you may see a dialog that says “initializing Updater” that can take 10-30 seconds to complete if your computer does not already have the latest version of Java installed. This delay is normal.)

- After you click on the “Launch” button, the following pop-up window will appear after several seconds, then click “Trust”. (Note: you can be sure the updater is authentic if it is signed by *FortuneCompass.com*)



- The “Welcome” screen for the Fortune Compass Updater should then appear.
- Be sure to follow the on-screen instructions carefully, as the compass will need to be off when you first start, then plugged in and turned-on at specific points during the process.



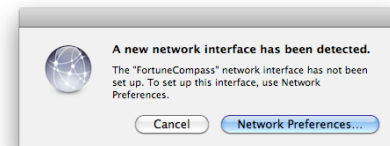
Welcome to the Fortune Compass Updater



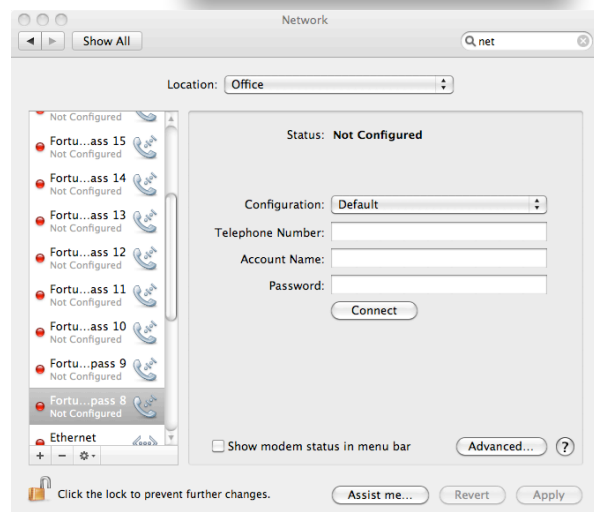
To update the software on your Fortune Compass follow the instructions as they are presented.

1. Turn **off** the Fortune Compass
2. Attach the USB cable to your computer
3. Click CONTINUE button below to begin.....

- **Special note for user running OS 10.6 ("Snow Leopard"):** when you first power on the Fortune Compass you may see the following message dialog:



- Click "Network Preferences" and the system network prefs panel will open. There will be a "Fortune Compass" item in the left hand list of network devices. Leave the configuration as "Default", and simply click the "Apply" button, then continue with the software update process.



- When the update has completed you will see an “Update completed successfully” dialog and your Fortune Compass will turn itself off.
- When you turn on your updated Fortune Compass you can view the software version number at the bottom of the “Welcome” screen or from Extras/About.