

# WELCOME TO THE 天人通 FORTUNE COMPASS

## 1. Introduction

The Tianren Tong Fortune Compass is a personal Feng Shui astrologer and interpreter that fits in your pocket. It displays calculator screens for Ming Gua, Ba Zhai, Xuan Kong Fei Xing, and BaZi plus has an accurate internal electronic compass to show you exactly where the Qi is flowing from.

Tianren Tong 天人通 means "The Device that Connects Heaven and Humanity".

Its BaZi calculations (Natal Chart) are based on 12 stages of life cycles and predicts an individual's destiny from their exact birth date (year, month, day and local time of birth). This chart contains four "pillars" that consist of Heaven Stems and Earth Branches. The BaZi screen also calculates "hidden elements", element strengths and 24 detailed interpretations from a database that is then displayed in sub-screens.

What makes the Tianren Tong Fortune Compass unique is that calculating and interpreting your personal Bazi data does not require hiring a professional interpreter. The solutions are always available to you.

The BaZi charts created show much more than raw data – they provide personalized **interpretations** plus **advice** about:

- Personal Strengths and Weaknesses
- Health Challenges
- Optimum Careers
- Personal Characteristics
- Character Matches for Work
- Matches for Love Relationships
- Elements to Tonify
- and 14 Other Categories!

Interpretations are displayed as either:

- **Text** (always in Chinese)
- **Circular compass** with one or more arrows pointing directions to face a desk or bed
- **Square compass** that refers to geographic areas (within a house, city, province, country or world) relative to where that person's Father was born.

This model can store 3 "Family & Associates" plus you (the owner), and a temporary "guest" (up to **5 total** people). All other Feng Shui and compass features of the [Professional Fortune Compass](#) are included in this version.

## 2. Chinese transliterations

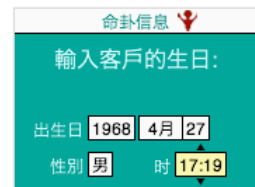
When the language chosen is other than Chinese you can select to view Feng Shui terms in Pinyin Chinese (such as *Shengqi* instead of *Success*). Pressing the 5-way switch (●) alternates between Pinyin and your chosen language when in the *Favorable, Challenging, Eight Directions, Focus Compass* or *Choose Focus* screens.

## 3. Calculate BaZi for a Guest or Client

From the initial *Welcome* screen, toggle ▼ to the Guest birth date entry screen.

Guest (vs your own or a stored Friend & Associate) is shown with the 'guest' icon instead of a person's name.

To protect privacy guest birth dates are automatically erased when you power off the Fortune Compass. If you wish to permanently store a birthdate, use the *Friends & Associates* "add" feature from the *Extras* menu.



## 4. Four Pillars of Destiny (Ba Zi)

The [Four Pillars of Destiny](#) or [Ba Zi](#) chart is part of Chinese Astrology that enables a 'blue print' of a person's life to be drawn up from their exact birth date (year, month, day and local time of birth).

The complete birth chart has four "pillars" that consist of four Heaven Stems and four Earth Branches.

Notice that column order depends on the date format chosen (MDY vs. DMY). *Please take care to read the year, month, day and time columns correctly.*

八字			
1968年	4月	27日	17:19时
戊 土+	丙 火+	丁 火-	己 土-
甲 金+	辰 土+	卯 木-	酉 金-
猴	龙	兔	雞

● 查看详细信息

## 5. Displaying Detail sub-screens

Hidden Elements, [Element Strength](#) and other details from the database can be shown in sub-screens. To view sub-screen details, press the ● 5-way switch.

八字			
隐藏五行			
1968年	4月	27日	17:19时
土+	木-		
水+	水-		

While showing the sub-screens (notice the menu at the top), toggle ▲ and ▼ to cycle through the available calculations and details.

八字			
五行总数			
五行: 木	96	16.3%	
五行: 火	100	17.0%	
五行: 土	280	47.6%	
五行: 金	80	13.6%	
五行: 水	32	5.4%	

To return to the Four Pillars main screen, press ● again.

## 6. Detailed BaZi information

While showing the element sub-screen, a further set of 24 highly detailed information sub-screens can be displayed.

This unique database contains more than 17,200 items was created specifically for the Fortune Compass by a team of renowned Feng Shui masters in Southwest China.

To access the database, toggle ▲ or ▼ to cycle through the available sub-screens.

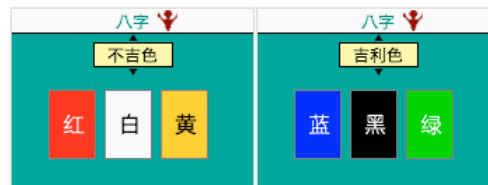
Some information is shown with a circular compass, having one or more pointers indicating *directions* to face a desk or bed.



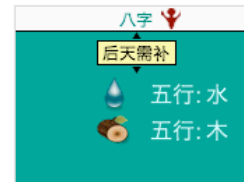
Other compass sub-screens, drawn with squares, do not refer to *orientation*, but rather to a *geographic area* (such as within a city, province, country, globe, etc.), relative to place of the Father's birth.

八字		八字	
不利方位		吉利方位	
009度	西北	009度	北
北	西	北	东北
	南		东
以父出生地为基准		以父出生地为基准	

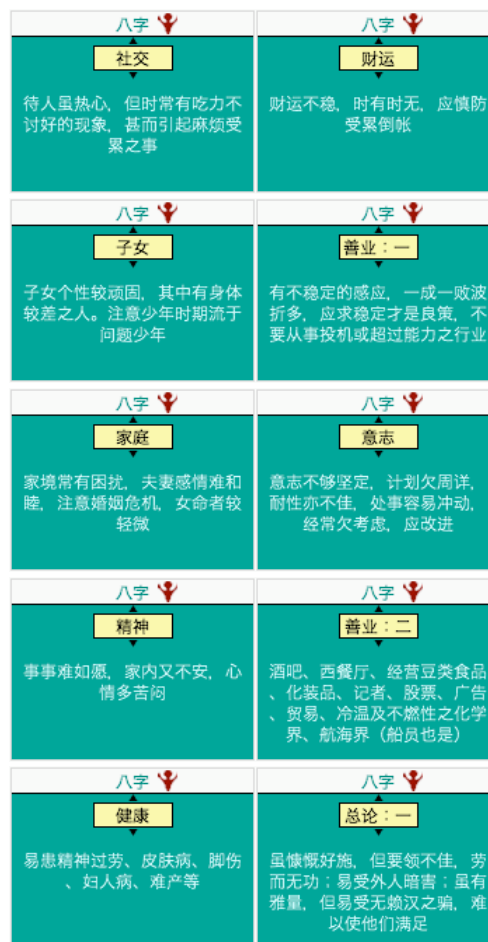
Favorable and Unfavorable color suggestions are shown:



Elements that are to be tonified (enhanced or reduced) are shown:



Interpretations and advice text is displayed only in Chinese, regardless of the language chosen. For example:



Please note that not all birth dates show interpretations for every category.

## 7. Viewing charts for different people

When viewing the Four Pillars screen (not the sub-screens; press ● to change between main and sub-screen), you can switch between various people stored in the compass (yourself, possibly a guest, and as several more stored "Family & Associates") by toggling ▲ and ▼.

Refer to the [Fortune Compass User Manual](#) (pdf document) and our online [tutorial videos](#) for how to add "Family & Associates" and temporary Guest birth dates.

The creation of a Four Pillars chart uses extremely intricate mathematics, and requires accurate [Solar and Lunar calendars](#) as well as calculating the [Sexagenary cycle](#). *But don't worry! Your Professional Fortune Compass does all this for you – instantly and accurately.*

## 8. Four Pillars operating mode

In the Operating Mode menu (in the Extras screen) there is a choice "Four Pillars". This mode displays **only the Four Pillars screen** and North Compass, and is useful for traditional medical practitioners or astrologers that wish to only use Ba Zi functions.

If you wish to access all the screens and features, set the operating mode to "Professional".

---

Feature available when in the *Professional* operating mode include:

---

## 9. Ba Zhai (Eight Mansions) Compass

The [Ba Zhai](#) (8-Mansion) compass uses the Ba Gua map and house orientation (direction) to indicate which rooms of a dwelling are [most suitable](#) for bedrooms, study, kitchen, etc. You then use the *Min Gua* (8-direction compass) to orient desks and beds within the favorable room.

Start by measuring the [Facing Direction of the door](#). Each building is identified as a "West House" or "East House". Ideally a person's East or West grouping (shown on the Gua Info screen) will match with that of their House grouping.

There are many good web resources with information on *Ba Zhai*. Here is just one [good article](#).

This compass, like the Flying Stars described below, can be viewed in **facing** or **rotated** view (see "Orientation of Charts"), as set in Preferences. Pressing the 5-way switch (●) 'freezes' or 'unfreezes' the compass heading but may rotate the Ba Zhai chart if in rotated view.

## 10. Introduction to Flying Star Feng Shui

Flying Star Feng Shui can be used to assess the auspicious and inauspicious influences on a building during varying periods or cycles of time.

The Sam Yuen Flying Star method programmed into your Fortune Compass is based on 20 year "Periods" and generates charts that show the three primary stars (**base** year in the center of each square, **mountain** or sitting star in the upper left, and **water** or facing star in the upper right).

Each of the nine squares is a "Palace" which corresponds to a room of the house or building being analyzed.

The sequence in which these stars change from one square to the next is called the Flying Star sequence.

Interpreting combinations of stars in each square requires considerable study and skill. Several [books and web links](#) for your consideration are given on our web site.

## 11. Flying Stars on the Fortune Compass

This function is available when the operating mode is *Professional*. (Change operating mode from the EXTRAS screen.)

The Flying Stars and Ba Zhai compass screens follow after the Eight Directions (Ming Gua) compass in the screen set. Use ▲, ▼, and ●

Flying Stars									
3	7	4	8	3	8	1	5	6	2005
2	6	5	4	8	3	6	1	1	PG
7	2	9	9	4	7	5	9	2	199
++ Ho Tu 3-Number									S3 ting

operations of the 5-way switch to set the **year of construction** and to **store** the facing direction (details below).

The period number (by definition) is always the center number in the center square. As you rotate the compass or change the period, numbers on the chart instantly change.

The "Flying Stars" compass screen displays a lot of information, including:

- Year of construction ("2005")
- Period number ("P8")
- Compass direction (199°)
- Mountain ("S3")
- [Mountain name](#) ("ting")
- Nine "Palaces" with their star numbers
- Chart configuration interpretation
- If compass is 'live' or 'stored'

## 12. Entering the Building's Year

The year that a building was completed is shown at the top right of the screen. Toggle ▲ to increase and ▼ to decrease the year. Hold ▲▼ to automatically scroll until the number you want comes into view. As the year changes, the Period (see below) is automatically calculated.

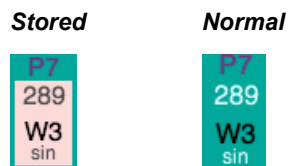
## 13. Periods

Similar to how an individual has a [Gua number](#) based on their birth year, a building has a *Period*, based on the 20-year cycle in which it was completed. The Fortune Compass displays the period as "P7", P8, etc. corresponding to the following years:

P9	2024–2044	
P8	2004–2024	
P7	1984–2004	"Upper Era"
P6	1964–1984	
P5	1944–1964	
P4	1924–1944	"Middle Era"
P3	1904–1924	
P2	1884–1904	
P1	1864–1884	"Lower Era"

## 14. "Storing" the Facing Direction compass reading

Once you have the compass properly aligned with the [Facing direction](#) (standing inside the house facing the front door or major windows for example), you can 'store' or 'freeze' the compass reading by pressing (●) the 5-way switch until the compass reading is **shaded** (see below).



When the compass reading is 'frozen' or stored, the compass information is drawn

shaded, as shown in the W3 example above.

Pressing ● the 5-way switch a second time removes the shading and returns to live compass readings.

## 15. Chart Configuration

Charts are classified as having one of ten configurations. The [configuration](#) name is displayed at the bottom of the screen, indicating favorable, unfavorable and mixed layouts.

Analysis of a chart can reveal many aspects of a house or building. Here is a [basic reference](#) to provide some information. We strongly suggest consulting a Feng Shui [professional](#) or reference books for detailed interpretations, activations and cures.

## 16. Orientation of Charts

The Fortune Compass offers three choices for how it orients Flying Star charts. These three choices are **South, Facing** and **Rotating**. Your choice is made from the Preferences screen (located in Extras).

**South** draws charts with South at the top of the screen. This is the traditional orientation for charts that you will find in many Feng Shui books.



**Facing** draws charts with the Facing direction at the top of the screen. This makes it easier to overlay the chart on floor plan drawings of the building you are analyzing.



**Rotated** acts the same as Facing except that when frozen, the chart rotates with the compass (shown at 90°) so that the chart remains oriented to the building. (e.g. the facing palace is always drawn oriented toward the building's facing direction.)



The South palace is always **shaded in blue** to help keep you oriented and to see the effects of these different orientations.

## 17. Using "Rotated" chart orientation

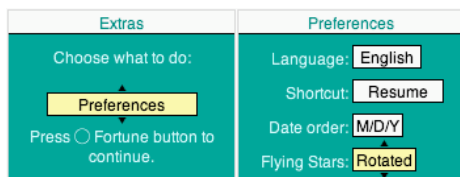
The *Rotated* chart orientation is difficult to explain but very easy to use! To use this orientation, start by pointing the compass in the building's facing direction and then 'storing' the compass reading by pressing the 5-way switch.

When you have selected the *Rotated* chart orientation from the *Preferences* section of the *Extras* screen, the charts will be drawn in 'facing' orientation such that the **facing palace** at the **top center** of the chart.

As you turn the compass the facing palace appears to move however the chart is actually redrawn such that it always remains 'pinned' to the stored facing direction.

This is quite useful because as you rotate the compass the 'top' of the compass always shows the palace that you are looking at.

Set the chart orientation you desire in the *Preferences* selection of the *Extras* screen.



*Note that some Feng Shui books only draw charts with south at the top so take care to understand the orientation being used.*